

Accessories

Progressa Push Synchronizer bar

The synchronization system for **Progressa Push**, **Progressa+ Push** and **Progressa+ Shelf Push** runners has been developed to ensure that wider drawers can be opened with minimum effort, regardless of where pressure is applied. The system links the two runners, which then become a single element; applying pressure on any part of the drawer front (even at the extremities), is sufficient for the Push devices to release and consequently for the drawer to open.

The synchronization can be used with any drawer width; its functionality is at its best with drawers wider than 800 mm.

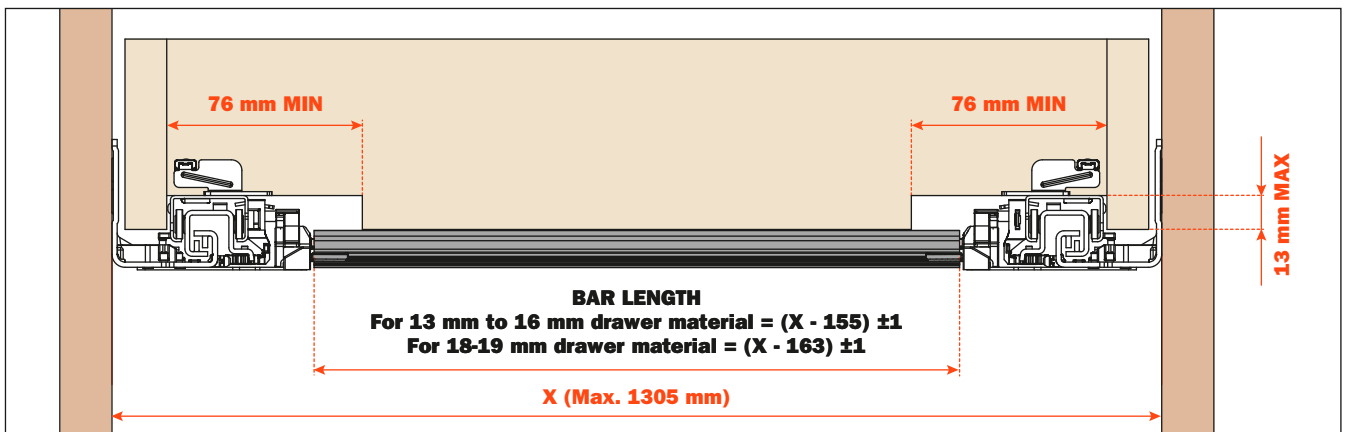
PRODUCT FEATURES:

- smooth and progressive running action
- runner load capacity remains unchanged
- available on **Progressa Push** runners, except for lengths 250 and 300 mm, and on any **Progressa+ Push** and **Progressa+ Shelf Push** runners length
- minimum opening (X) = 280 mm
- maximum opening (X) = 1305 mm
- bar length = 1150 cut to size



Technical information - Formula for cutting the bar to length

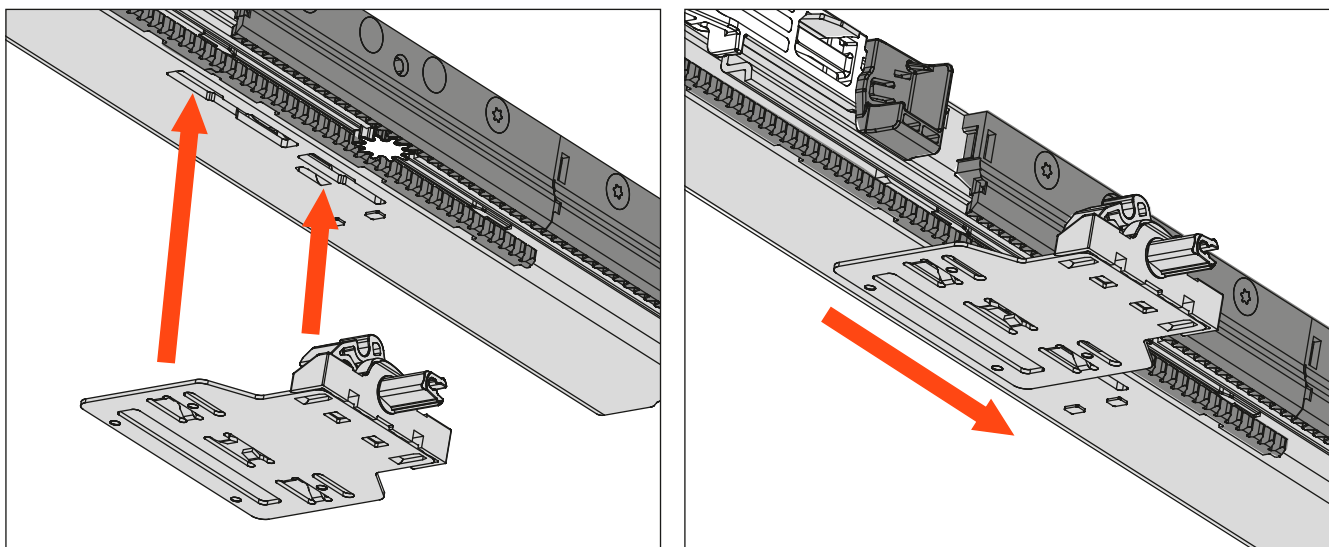
The assembly of the synchronizer requires a minimum 76 mm notch in the rear of the drawer



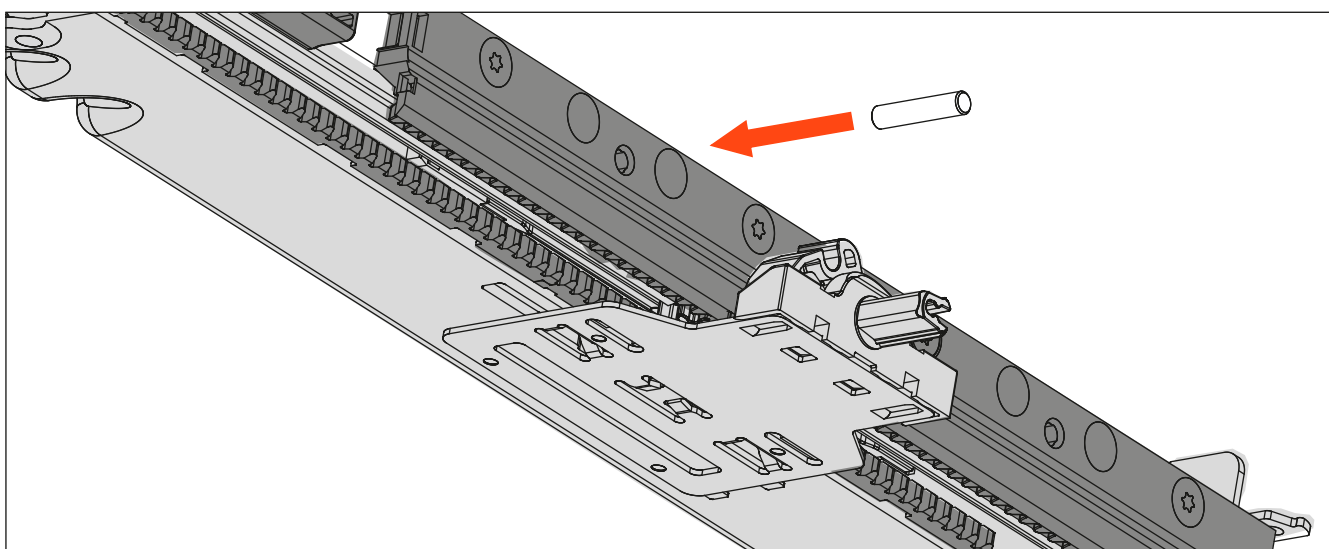
X = Internal width of the cabinet

Assembly instructions


Insert and slide the carrier plates into position on the runners in the direction indicated by the arrows



Fitting the driver pins to the runners

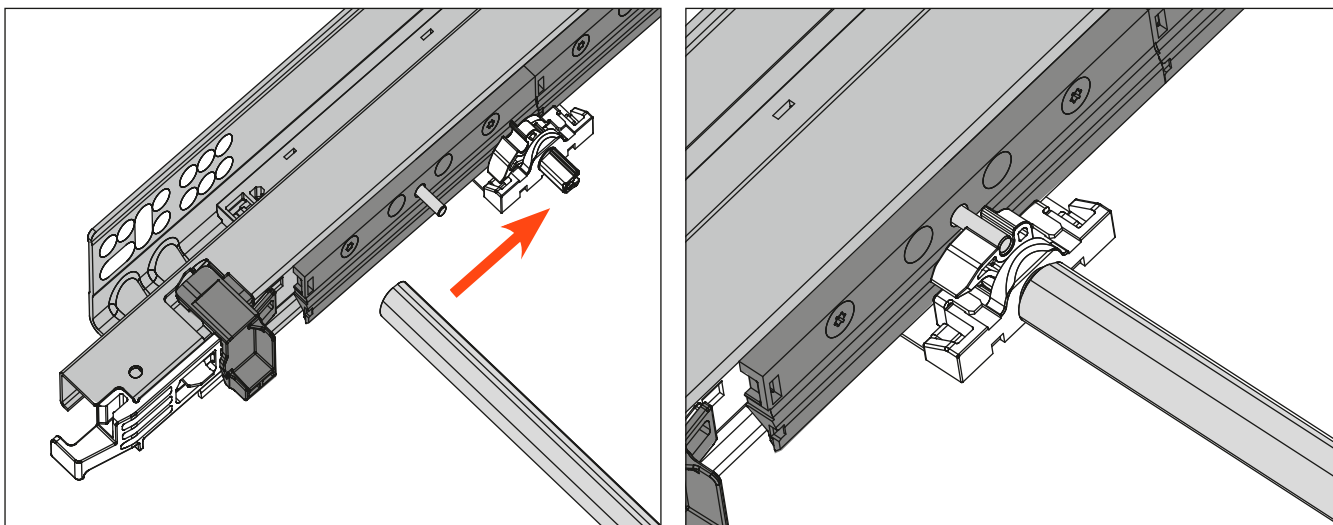


Cut the synchronizer bar to length

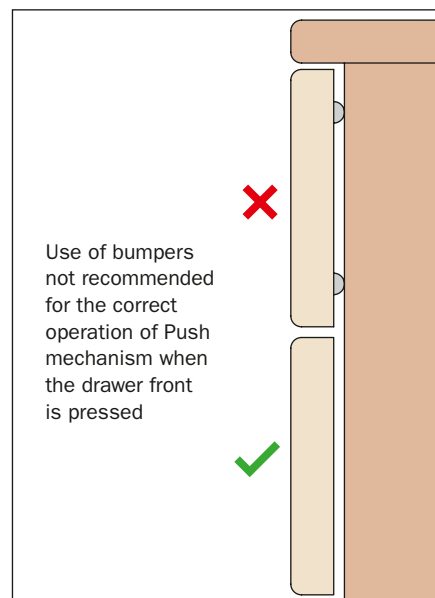


Progressa Push synchronizer bar - Assembly instructions

Fix the bar to the plates and insert the drawer



Applying pressure on any part of the drawer front is sufficient for the drawer to open



Packing

SINGLE KIT PACKING

APKF7X51150

PACKING

1 box = 20 single kits

1 KIT CONTAINS:

- 1 stabilizer bar
- 2 driver pins
- 1 right carrier plate and 1 left carrier plate

